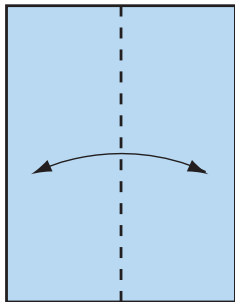




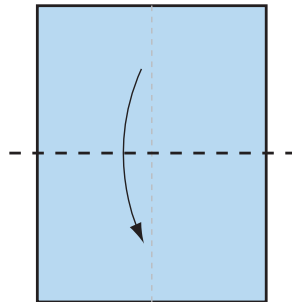
# Boat building



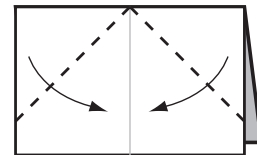
## Instructions



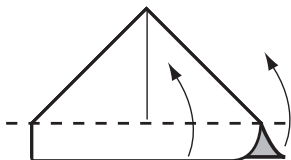
1. Start with a rectangular piece of paper, coloured side up. Fold in half, then open.



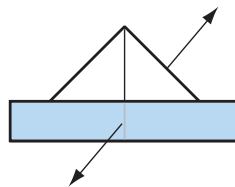
2. Fold in half downwards.



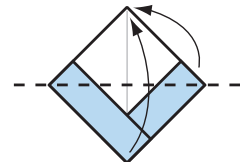
3. Bring corners in to centre line.



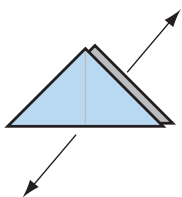
4. Fold uppermost layer upwards & do the same to the back. Crease well.



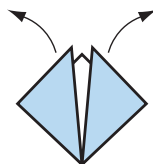
5. Pull the sides out and flatten.



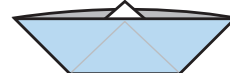
6. Fold front layer up to top, then do the same at the back.



7. Pull the sides apart and flatten.



8. Gently pull the top parts of the model outwards, making a boat shape.



9. Flatten well to crease all folds. Then open out slightly, forming a boat shape. Finished Boat.